



## NYC Sandy Unmet Needs Roundtable Assistance & Statistics Report 2016 Annual Report

### Overall DCM Stats\*

• NYC Opened Cases in DCMP* (Week ending 9.11.16).....	5,779
• NYC Cases Closed in DCMP*(Week ending 9.11.16).....	5,301
• NYC Estimated Active Cases in NYDIS SSBG*.....	42
• Estimated Cases Active Non DCMP (NYLAG, SBP).....	99

### Overall Other Stats

• FEMA Registrations NYC .....	153,871
• Build it Back Applicants.....	23,366
• Build it Back Applications in Close Out Phase.....	2,639
• NYLAG Case Load.....	373
• NYLAG Closed Cases (not individual households).....	12,622

### UNR Trainings

• UNR Trained (Overall) .....	575
• UNR Trained (Total DCMs Trained to Date) .....	258
• UNR Trained (Current Number of Active DCMs) .....	18
• UNR Active DCMs Applying to UNR Portal.....	18

*\*Source, the NY State DCMP Administered by Catholic Charities of the Archdiocese of New York*

### Overall Assistance-to-Date

• Households Assisted Total.....	188
• Households Assisted without FEMA Number.....	40
• Household Members Served.....	564
• Households Served by Borough (Notes pre-disaster address)	
○ Bronx.....	0
○ Brooklyn.....	51
○ Queens.....	91
○ Manhattan.....	0
○ Staten Island.....	46
○ Metro NYC.....	0



**Overall Assistance-to-Date by Type:**

• Home Repairs Completed.....	73
○ Appliances.....	6
○ Building Supplies.....	5
○ Contractors (UNR).....	10
○ Contractors (Private).....	49
○ Furniture.....	5

**Total Assistance-to-Date by Category:**

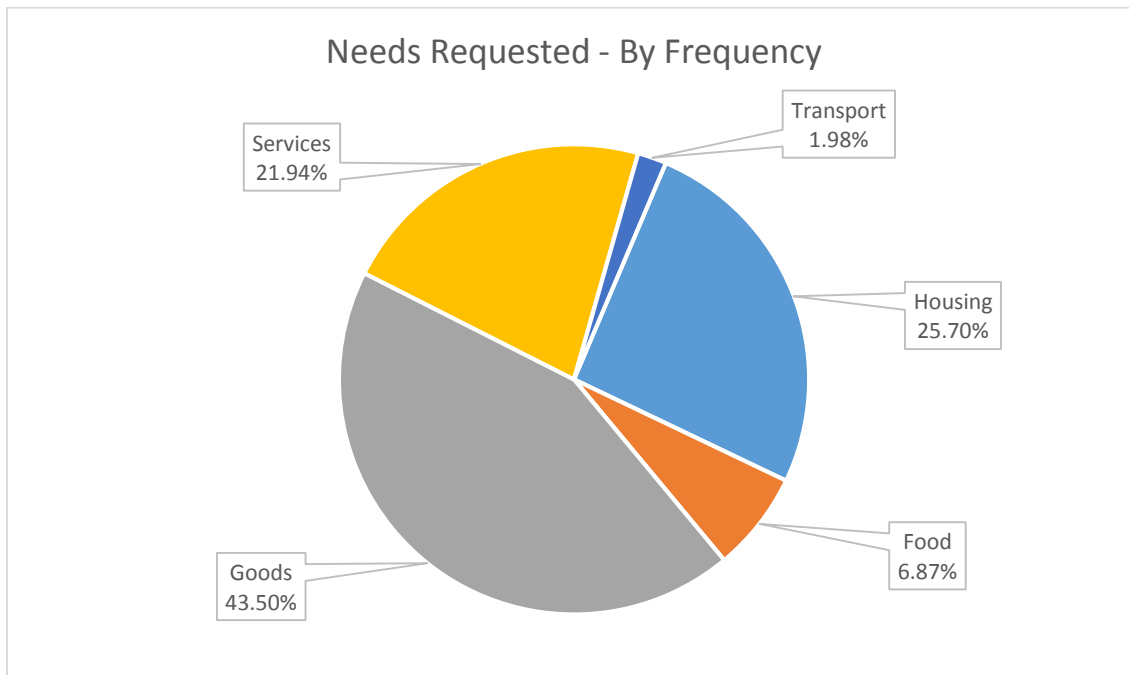
• Total Assistance by Category	
○ Emergency Assistance Cases Approved.....	5
○ Sustainable Recovery Cases Approved.....	147
○ Sandy Temporary Rental Cases Approved.....	52
○ Loan.....	0
• Hearing Denied .....	?
• Funding Denied.....	?



### Ranking Categories

#### Top 5 Unmet Needs Being Requested (By Frequency)

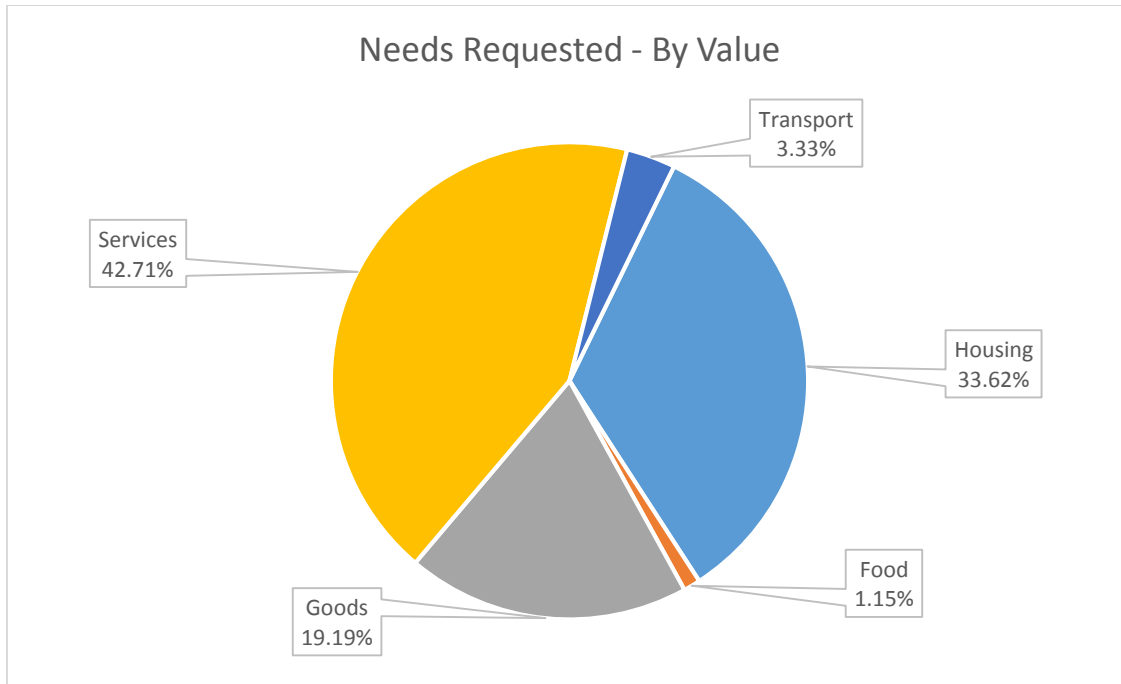
1. Goods
2. Housing
3. Services
4. Food
5. Transport





**Top 5 Unmet Needs Being Requested (By Value)**

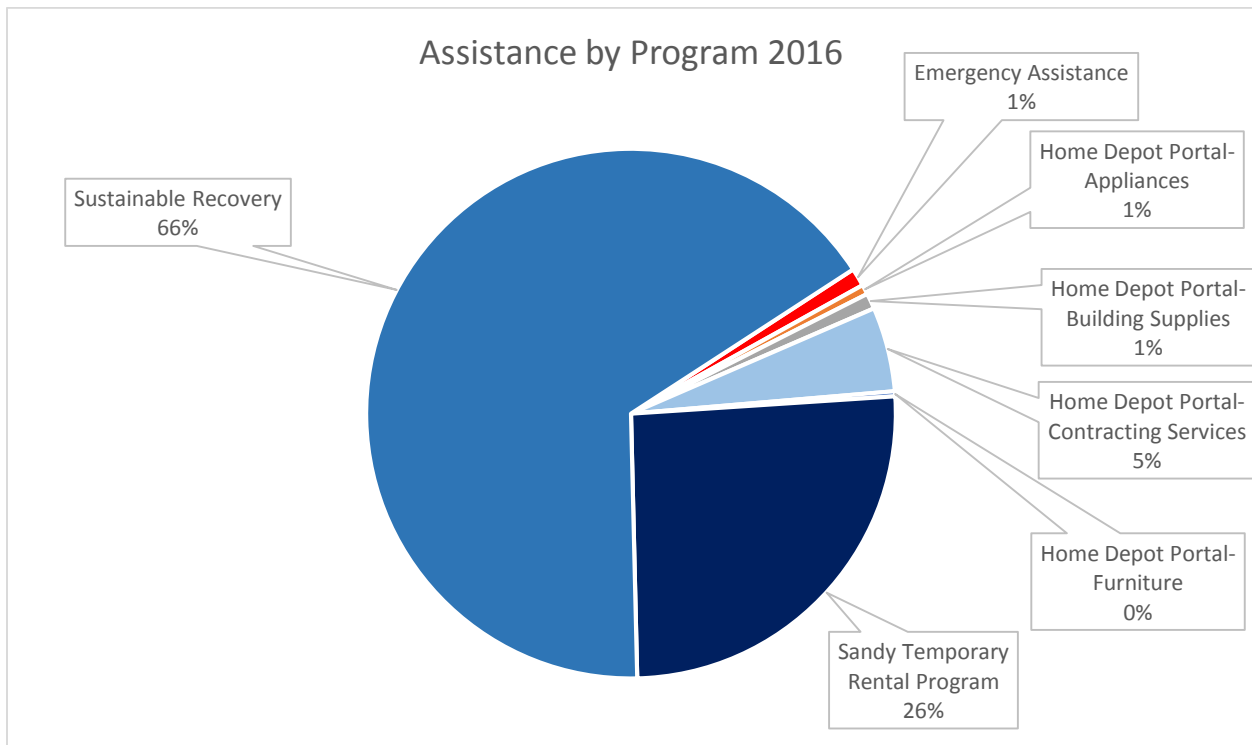
1. Services
2. Housing
3. Goods
4. Transport
5. Food





**Assistance by Program 2016**

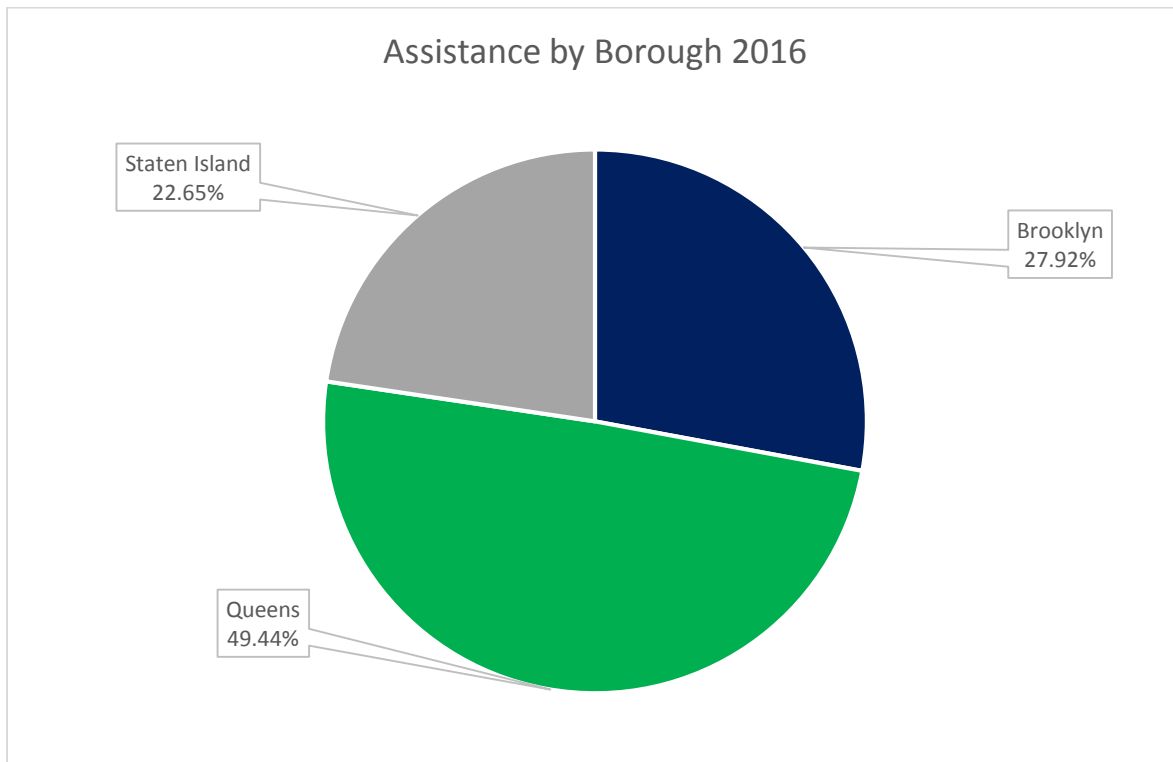
• Grand Total.....	\$1,001,113.11
○ Emergency Assistance .....	\$11,070.62
○ Sustainable Recovery Total.....	\$733,078.53
• Sustainable Recovery .....	\$662,827.92
• Home Depot Portal-Appliances.....	\$5,960.16
• Home Depot Portal-Building Supplies.....	\$9,586.74
• Home Depot Portal-Contracting Services.....	\$51,624.71
• Home Depot Portal-Furniture.....	\$3,079.00
○ Sandy Temporary Rental Program (STRP).....	\$256,963.96





Assistance by Borough 2016 (Notes Pre-disaster address)

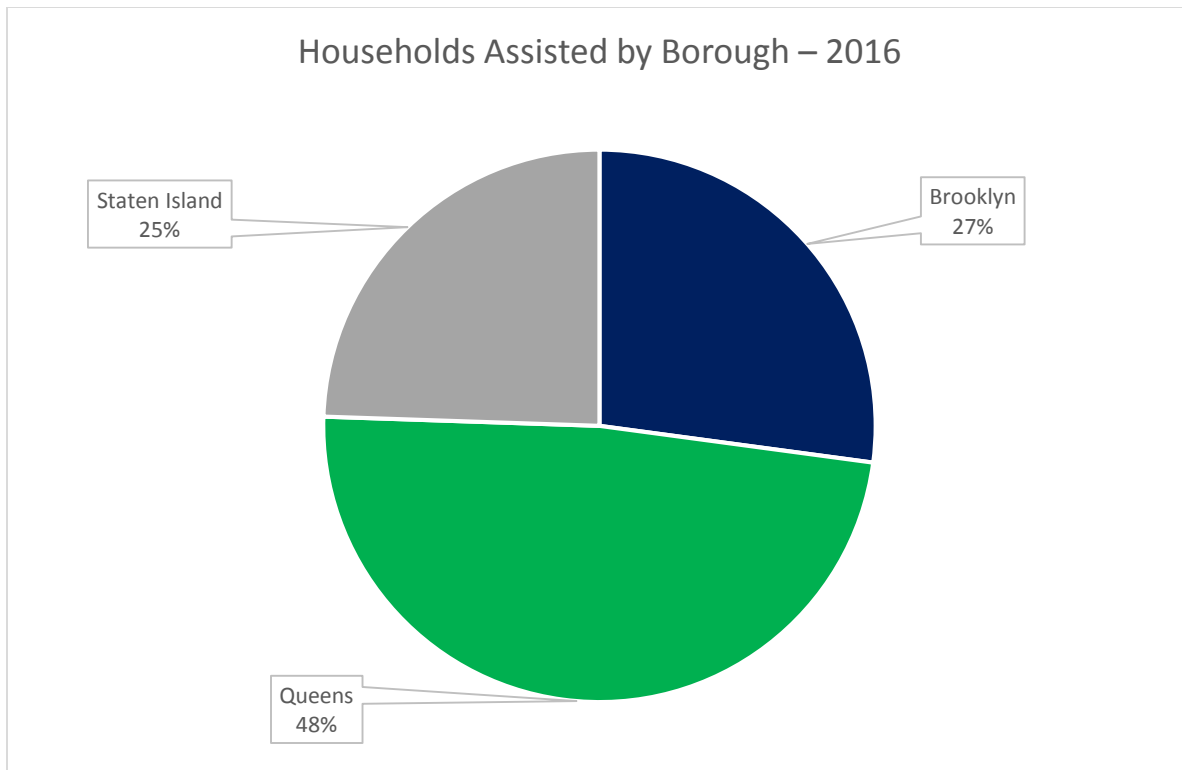
- Grand Total..... \$1,001,113.11
  - Bronx..... \$0.00
  - Brooklyn..... \$279,468.90
  - Manhattan..... \$0.00
  - Metro NYC..... \$0.00
  - Queens..... \$494,903.30
  - Staten Island..... \$226,740.91





Households Assisted by Borough – 2016 (Notes Pre-disaster address)

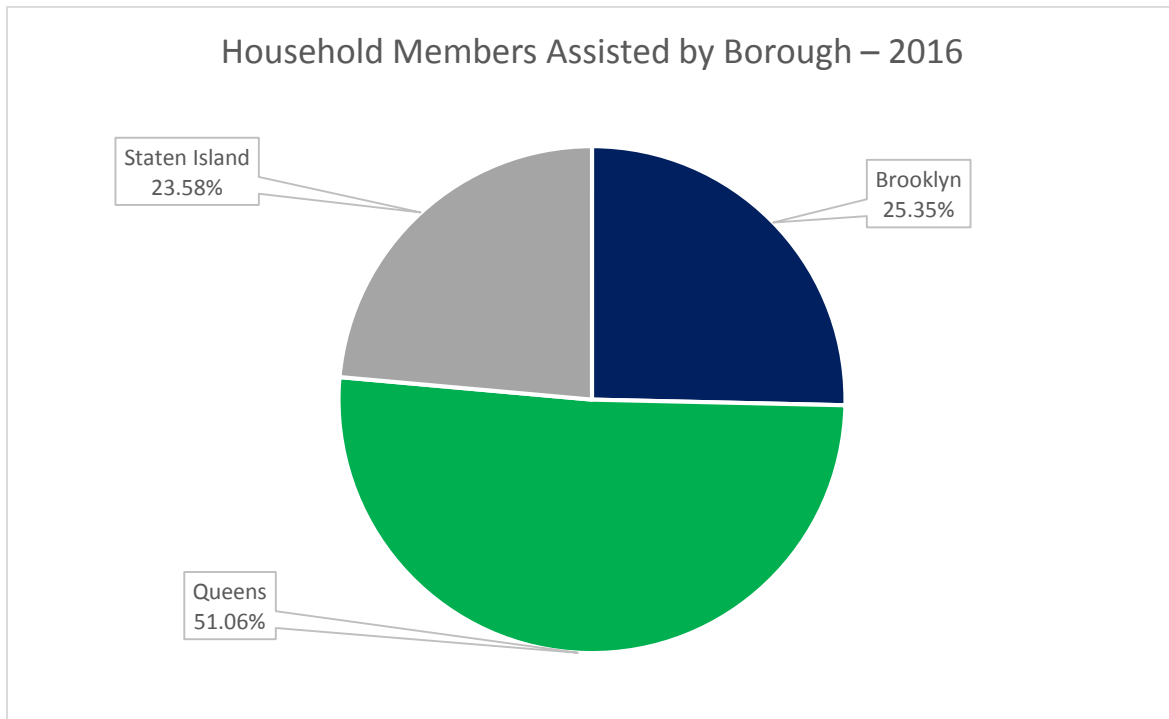
- Grand Total..... 188
  - Bronx..... 0
  - Brooklyn..... 51
  - Manhattan..... 0
  - Metro NYC..... 0
  - Queens..... 91
  - Staten Island..... 46





Household Members Assisted by Borough – 2016

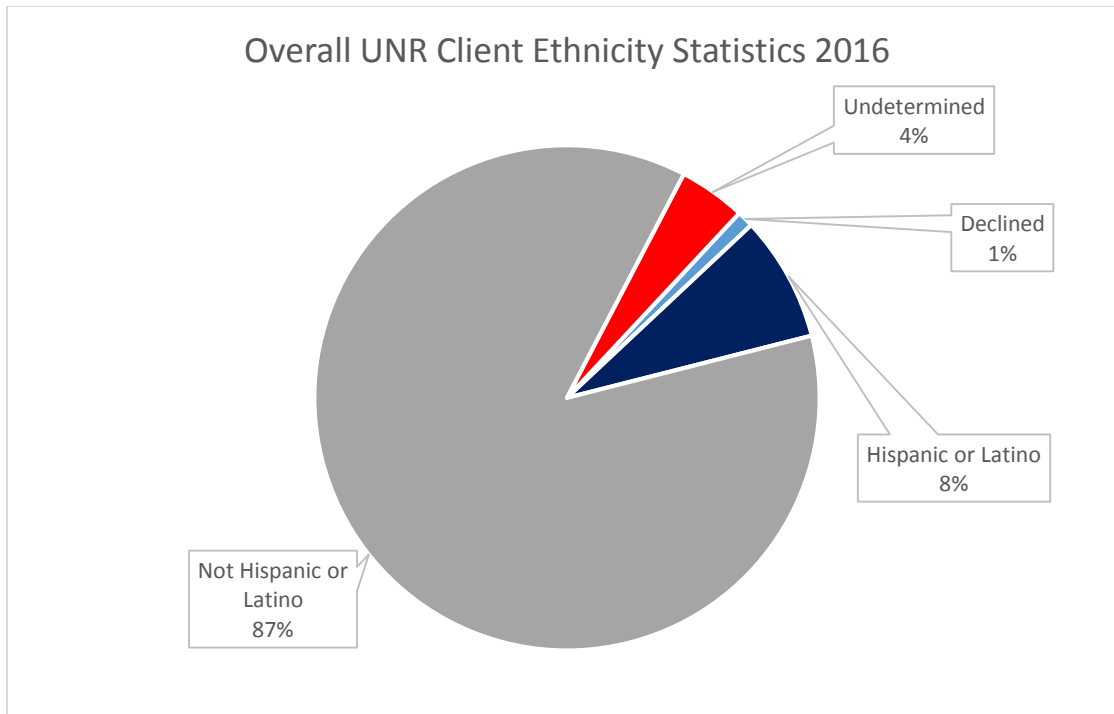
- Grand Total..... 564
  - Bronx..... 0
  - Brooklyn..... 143
  - Manhattan..... 0
  - Metro NYC..... 0
  - Queens..... 288
  - Staten Island..... 133







Overall UNR Client Ethnicity Statistics 2016





Overall UNR Client Race Statistics 2016

