



# ANNUAL REPORT

## NYDIS' 2024 IMPACT STATISTICS

*NYDIS is a faith-based federation of over 60 diverse judicatories, disaster human services providers, and charitable organizations who work in partnership to provide disaster readiness, response, and recovery services to New York City – and, support recovery in disaster-impacted communities with a direct connection to NYC*

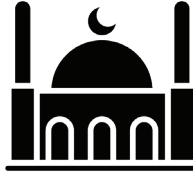


*ESN is an Affiliate of New York Disaster Interfaith Services (NYDIS)*






# Asylum Seeker Shelter Services 2024 Impact



Shelters, Hospitality Centers & Waiting Centers  
13 Open | 21 Total | 8 Closed



Interns/Volunteers  
216



Guests Served  
63,615



Intern/Volunteer Hours  
2,824



Hygiene Kits  
6,816



Meals  
187,627



Food  
238,752



Clothing  
34,221

*In Partnership with:*

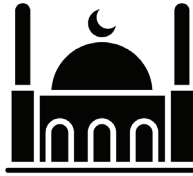


*Funded by:*






# Asylum Seeker Shelter Services 2023-2024 Impact



Shelters, Hospitality Centers & Waiting Centers  
13 Open | 22 Total | 9 Closed



Interns/Volunteers  
216



Guests Served  
135,373



Intern/Volunteer Hours  
2,824



Hygiene Kits  
7,258



Meals  
187,627



Food  
238,752



Clothing  
58,424

*In Partnership with:*



*Funded by:*

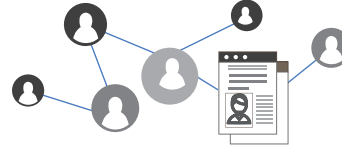




# Adult Clubhouse - Elements House 2024 Impact (October-December)



**Contract Awarded**  
\$30.3 M (2024-2033)




**Outreach**  
850



**Founding Members**  
16



**Meals Served**  
112



**Persons Served With  
Serious Mental Illness**  
25

*In Partnership with:*



*Funded by:*






# Communications 2024 Impact



Active Website Users  
25,122



Website Views  
60,465



Total Social Media Reach  
133,000



12,990



3,420



1,074



6,783




1,020



50

Social Media Subscribers  
25,337




Social Media Posts  
1,338



Videos Created  
34



Newsletters  
15



Total Recipients  
56,947



# Faith Sector Resilience (FSR) 2024 Impact



**Trainings**  
28



**Participants**  
606



**Toolkits & Resources  
Released**  
6



**HOWalert Subscribers**  
2,808



**E-flyer Outreach**  
36,977



**Disasters&Religions App  
Users**  
5,569



**Social Media  
Outreach**  
24,210



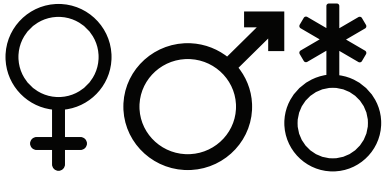
**Faith Sector Resilience  
Webpage Visitors**  
2,574

*Funded by:*





# Human Resources 2024 Statistics



## Gender Distribution

Female 13 | Male 13 | Non Binary 1



## Total Staff

27



## Employees with Disabilities

5




## Race & Ethnicity

Asian 2 | Black 13 | Hispanic 7 | Indigenous 1 | South Asian 1 | White 3



## Languages Spoken

Arabic-1 | Bengali-1 | Cantonese-1  
French-1 | Hindi-1 | Haitian Creole-2  
Mandarin-2 | Spanish-10 | Urdu-2



## Religious Affiliation

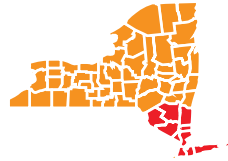
Atheist-1 | Buddhist-1 | Episcopalian-4  
Jewish-1 | Muslim-4 | Protestant Christian-7  
Roman Catholic-3 | Santeria-1 | None-7



# NYS Ida Disaster Case Management Program (DCMP) - 2022-2024 Impact



**Total Funding**  
**\$3.2M**



**Number of Impacted Counties**  
**14**




**Unmet Needs Assistance Distributed**  
**\$2,843,000**



**Affected Households Outreached**  
**95,478**



**Clients Completing Intake**  
**3,301**



**Recovery Plans Created**  
**1,270**



**Client Resources Identified**  
**400+**



**Disaster Case Managers**  
**33**



**Clients Referred to Resources**  
**1,745**

*In Partnership with:*



*Funded by:*







# Puerto Rico Recovery 2024 Impact



**Book Bags  
Distributed**  
509



**Donations/Grants**  
\$52,000



**3 Kings' Day  
Gifts & Meals Distributed**  
500



**Flood Shelves Installed**  
125



**Flood Buckets**  
1,000



**Community Projects**  
29



**NYDIS  
Volunteer Hours**  
1,332



**Estimated Value of  
Volunteer Hours**  
\$62,709.60



**Team Playa Añasco  
Volunteer Hours**  
640

*In Partnership with:*





# Unmet Needs Roundtables 2002-2024 Impact

2002 to 2019



**2,302** Households Assisted  
**\$6,600,000** Awarded

2005 to 2006



**800** Households Assisted  
**\$600,000** Awarded

2012 to 2023




**2361** Households Assisted  
**\$15,847,461** Awarded

2017 to 2020



**3,368** Households Assisted  
**\$3,262,000** Awarded

2020 to 2024



**5,352** Households Assisted  
**\$5,526,646** Awarded

2021 to 2024



**572** Households Assisted  
**\$2,843,000** Awarded

**Total Households Assisted to Date: 14,755**  
**Total Awarded to Date: \$34,679,107**

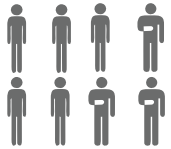


# Emergency Shelter Network (ESN) 2024 Impact



Shelter Sites

9



Guests Served

11,340



Meals Served

22,680



Food Pantry  
& Plant Based Fridges

13



Guests Served

5,038



Meals Served

10,076



Shelter  
Volunteers

44

+



Food Pantry  
Volunteers

66



Volunteer Hours

160,600



Estimated Value of  
Volunteer Hours

\$5,107,080

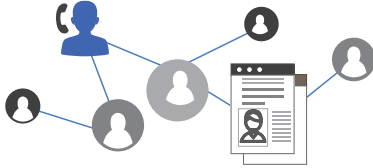
Funded by:



ESN is an affiliate of New York Disaster Interfaith Services (NYDIS)



# Pet Co-Sheltering 2022-2024 Impact



**Direct Outreach**

728



**Persons Served**

945



**Indirect Outreach**

72,616



**Pets Served**

408



**"One Health" Street Pet Clinics**

5



**Resources Developed**

8

*In Partnership with:*



*Funded by:*



*ESN is an affiliate of New York Disaster Interfaith Services (NYDIS)*